

DUBILI

Full Tower



DO BELIEVE

As a product of the iBuildiShare series lineup, DUBILI's existence stems from the InWin philosophy that advocates for creativity and the passion of DIY enthusiasts. Even the name DUBILI pays homage to the iBuildiShare series by being a mashup of "iBuild."

The DUBILI letters "DU" represents the word "DO," and "BILI" is an abbreviation for "BELIEVE." As in, go "Do" something you are passionate about and "Believe" in yourself and your capabilities to do it.

Colossal Structure Composed of Modular Parts

DUBILI's chassis design consists of modular parts. Users can experience a sense of accomplishment in building this massive tower with their bare hands. Transform this chassis into a marvelous work of art when inspiration strikes those who accept the challenge.

InWin's Craftsmanship Aesthetic

Every edge, arc, and material serves a purpose. The 4mm-thick brushed aluminium with a stunning diamond-cut finish provides a rugged, accented chassis support. The 1.2 mm steel panels reinforce the durable structure without compromising aesthetics.

Details Matter



Reversible Handles/Feet; Sturdy Enough for Transportation

Laser Engraving Screws

Enhanced Cable Management Kit

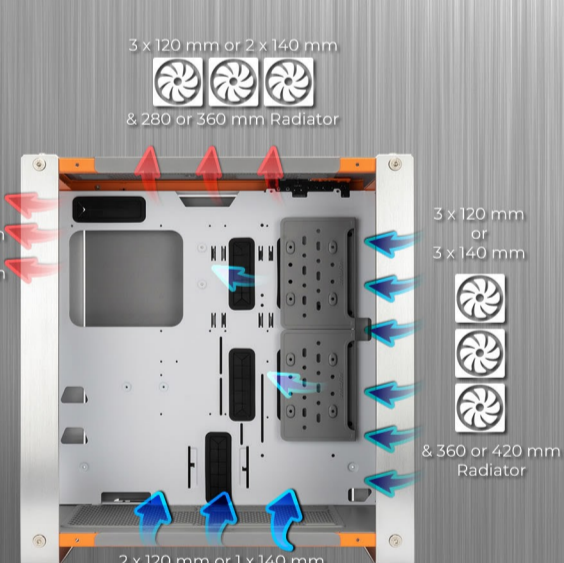
Defend Your PC! Shield the Cables!

Spacious Interior Engineered to House High-End Hardware

DUBILI provides plenty of space for a high-end PC build. Compatible up to an E-ATX M/B, 430 mm GPU, and 180 mm CPU heatsink. Ample amount of storage drive trays, too.



* Only 1x 120/140 mm bottom fan can be installed when the PSU exceeds 180 mm.

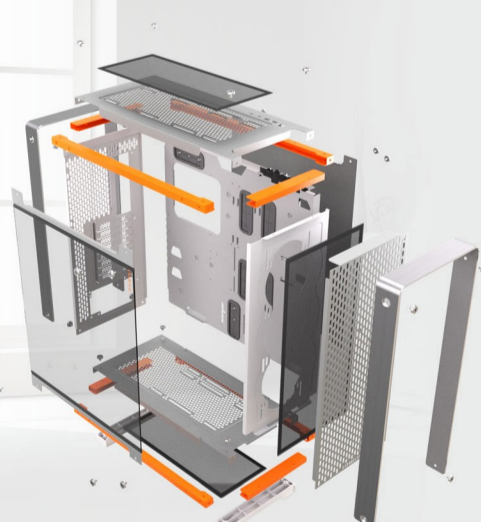


Premium Ventilation. Versatile Cooling.

DUBILI can support both 120 mm and 140 mm cooling fans, as well as, 360 mm and 420 mm radiators. The ventilated patterns on the front panel provides builders the option to plan their preferred cooling methods.

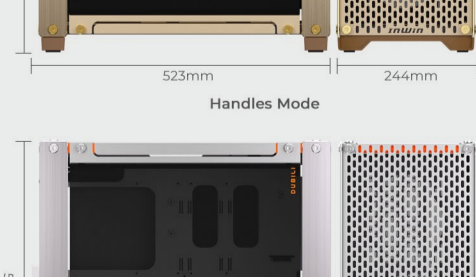
Interactive Assembly Guide

Building anything with a 2D instruction guide can be challenging. DUBILI will offer a 3D interactive assembly guide as a dedicated mobile APP.



Specifications

Model	DUBILI	
Model Version	Modular Parts Ver.	Assembled Case Ver.
Model Number	IW-CS-DUBILIMOD-GRY, IW-CS-DUBILIMOD-GLD	IW-CS-DUBILIASB-GRY, IW-CS-DUBILIASB-GLD
Colors	Titanium Grey, Champagne Gold	
Case Type	Full Tower	
Materials	Aluminium, Tempered Glass, SECC	
M/B Compatibility	12" x 13" (305 x 330 mm) E-ATX, ATX, Micro-ATX, Mini-ITX	
Expansion Slots	8 x PCI-E	
Maximum Compatibility	GPU Length: 430 mm CPU Heatsink Height: 180 mm (Max)	
I/O Ports	1 x USB 3.2 Gen 2x2 Type-C 2 x USB 3.2 Gen 1 HD Audio Combo (CTIA - SPK/Mic)	
Internal Drive Bays	4 x 2.5" 2 x 3.5" / 2.5"	
Internal Drive Bays	Air Cooling Fans: Front: 3x 120 / 2x 140 mm Top: 3x 120 / 2x 140 mm Rear: 1x 120 / 1x 140 mm Bottom: 2x 120 / 1x 140 mm (4 InWin Jupiter A3140 Fans Included in Assembled Case Version) Water Cooling Radiator: Front: 1x 360 / 420 mm Top: 1x 280 / 360 mm	
Power Supply Compatibility	PSU: ATX12V - Length up to 180 - 230 mm * Only 1x 120/140 mm bottom fan can be installed when the PSU exceeds 180 mm.	
Product Dimensions (L x W x H) in Feet Mode	523 x 244 x 543 mm 20.6 x 9.6 x 21.4"	
Product Dimensions (L x W x H) in Handles Mode	523 x 244 x 567 mm 20.6 x 9.6 x 22.3"	
Package Dimensions (L x W x H)	620 x 200 x 235 mm 24.4 x 7.9 x 23.4"	645 x 645 x 355 mm 25.4 x 25.4 x 14"
Net Weight	15.5 kg / 32.19 lbs	
Gross Weight	18.97 kg / 41.82 lbs	



* InWin's products comply with RoHS regulation.
* Specifications may vary based on different regions.

