

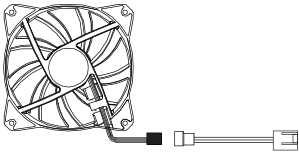
MFX COOLING FAN USER MANUAL

WWW.MARSGAMING.EU

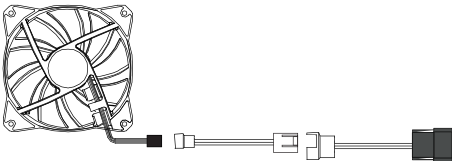
The MFX fan offers an Ultra-silent cooling performance with a powerful ARGB lighting system. Follow this sheet to enjoy all its features:

Automatic ARGB lighting

- **DIRECT 4PIN MOTHERBOARD** Connect the 6 pin adaptor and the 4 pin fan connector to your motherboard

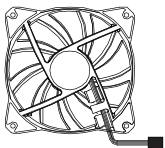


- **DIRECT MOLEX PSU** Connect the 6 pin adaptor and the MOLEX connector to the PSU



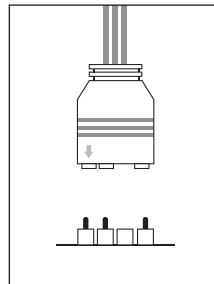
ARGB lighting control

- **ARGB CONTROLLER** Connect the 6 pin fan cable to the 6 pin connector of the ARGB HUB



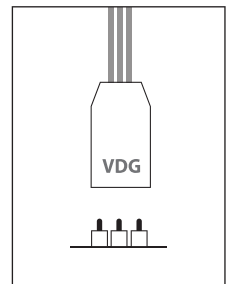
HUB

- **ARGB MOTHERBOARD** Connect the 6 pin adaptor and the 4 pin FAN connector to your motherboard. Then connect A or B depending on the ARGB connector type of your board.



A

Addressable RGB +5V
connector - 3 pin



B

VDG +5V
connector - 3 pin

Note to user: Check for ARGB compatibilities on your motherboard's user manual. Please keep this sheet for future reference. Visit our website www.marsgaming.eu for more info about your product.